

Rail Brackets

Item	Straight Brackets	Part #	WHITE	ALMOND PEBBLESTONE ADOBE
1	Alzar Straight Bracket	AZPB		
2	2" x 3-1/2" Straight Bracket	23PB		

Item	Stair Brackets	Part #	WHITE	ALMOND PEBBLESTONE ADOBE
3	Alzar Stair Bracket - Top	AZSPB-T		
4	Alzar Stair Bracket - Bottom	AZSPB-B		
5	2" x 3-1/2" Stair Bracket (Same bracket makes top and bottom)	23SPB		

Extra Bracket Buying Guide	Need
Straight Section with Alzar Top Rail	2 - # 1 2 - # 2
Straight Section with 2 x 3-1/2 Top Rail	4 - # 2
Stair Section with Alzar Top Rail	1 - # 3 1 - # 4 2 - # 5
Stair Section with 2 x 3-1/2 Top Rail	4 - # 5
Brackets are included in sections	

Cap Screws w/ Caps
White ONLY



WHITE COLORS

S106	1-1/4" x #10		
------	--------------	--	--

H103	Bracket Hole Plug "Tree"		
------	--------------------------	--	--

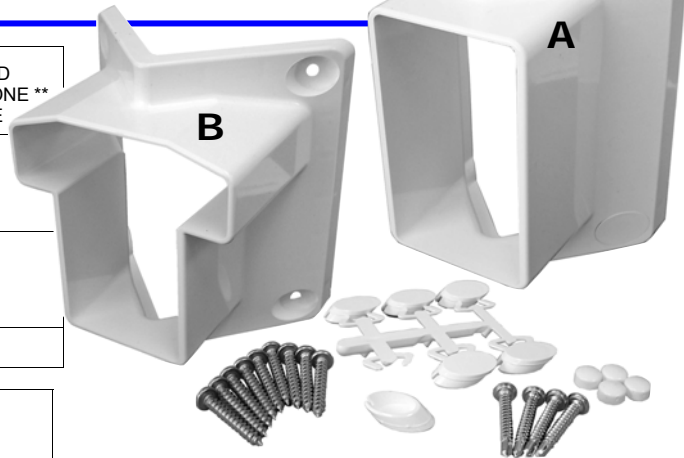
H104	Extra Bracket Hardware Kit		
------	----------------------------	--	--

45 Degree Rail Brackets		Part #	WHITE	ALMOND PEBBLESTONE ** ADOBE
A	2 x 3-1/2" Angle Bracket	23APB		
B	Alzar Angle Bracket	AZAPB		
** Pebblestone Angle Brackets have capped screws instead of plugged holes.				

Extra Angle Bracket Hardware Kit	H204		
----------------------------------	------	--	--



Brackets include hardware kits.

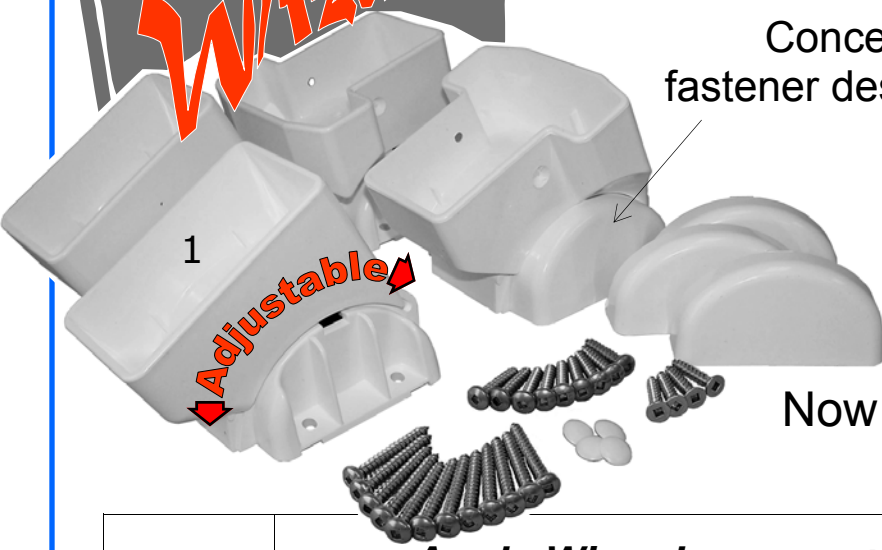


Brackets include hardware kits.

Rail Brackets

Missouri Vinyl Products

Angle Wizards



Concealed fastener design!



Now packed in **EASY** to order kits!
(Each kit includes 4 brackets)


Item	Angle Wizard Bracket Kits	Part #	WHITE	ALMOND PEBBLESTONE ADOBE
1	Alzar Adjustable Stair Bracket Kit — Adjusts UP & DOWN	BUAZSRB-KIT		
2	Alzar Adjustable Angle Bracket Kit — Adjusts SIDE to SIDE	BUAZARB-KIT		
Not Shown	2 x 3 1/2" Adjustable Stair Bracket Kit — Adjusts UP & DOWN	BU23SRB-KIT		
Not Shown	2 x 3 1/2" Adjustable Angle Bracket Kit — Adjusts SIDE to SIDE	BU23ARB-KIT		

Item	Trimmable Brackets	Part #	WHITE	ALMOND ADOBE
A	2 x 3-1/2 Trimmable Bracket	23TB		
B	Alzar Trimmable bracket	AZTB		



Now with bracket hole plugs and new design!

Radius Adapters
Shown w/ brackets attached.
Brackets not included.



Use same adapters for 2 x 3-1/2 and Alzar rails.

Adapter Blocks

		Part #	WHITE	ALMOND ADOBE
1	Radius Adapter—Straight	RAD		
2	Radius Adapter—Stair	RADS		
3	22.5 degree Adapter for 2 x 3-1/2 rail bracket	23AW		
4	22.5 degree Adapter for Alzar rail bracket	AZAW		

22.5 Degree Adapter

Mounts behind bracket.
For straight run ONLY.
Not for use w/ stair brackets.



3
22.5 degree Adapter for 2 x 3-1/2 rail bracket

Alzar Adapter not shown but looks similar

POST CAPS

For Vinyl Posts



Standard			
Post Size	Part #	White	Almond Pebblestone Adobe
4 x 4	44SCAP		
5 x 5	55SCAP		
6 x 6	66SCAP		



New England			
Post Size	Part #	White	Almond Pebblestone Adobe
4 x 4	44NCAP		
5 x 5	55NCAP		
6 x 6	66NCAP		ALMOND & ADOBE ONLY



Dome			
Post Size	Part #	White	Almond Pebblestone Adobe
4 x 4	44DCAP		
5 x 5	55DCAP		
6 x 6	Sorry, not available		



Gothic			
Post Size	Part #	White	Almond Pebblestone Adobe
4 x 4	44GCAP		
5 x 5	55GCAP		
6 x 6	Sorry, not available		

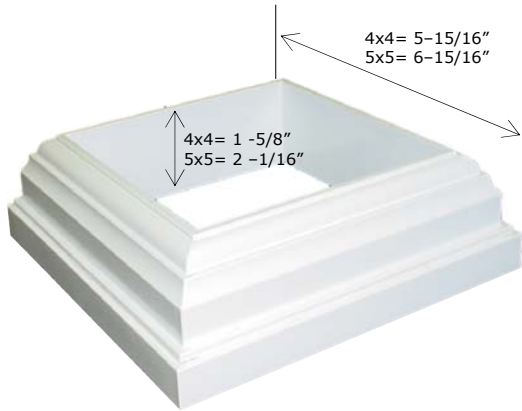


Federation			
Post Size	Part #	White	Colors
4 x 4	44FCAP		ALMOND & ADOBE ONLY
5 x 5	55FCAP		ALMOND & ADOBE ONLY
6 x 6	66FCAP		ALMOND & PEBBLESTONE ONLY

NOTE:
Due to their size, Federation Post Caps fit best when used with taller post. The post should extend 3" min above the flange of the top bracket.

POST SKIRTS

For Vinyl Posts



New England		
Post Size	White	Almond Pebblestone Adobe
4 x 4	44NSKRT	44NSKRT-
5 x 5	55NSKRT	55NSKRT-
6 x 6	Sorry, not available	



Standard		
Post Size	White	Colors
4 x 4	44SSKRT	Sorry, not available
5 x 5	55SSKRT	



1 pc. Low Profile		
Post Size	White	Colors
4 x 4	Sorry, not available	
5 x 5		
6 x 6	66NSKRT	66NSKRT-



2 PC. Low Profile		
Post Size	White	Almond Pebblestone Adobe
4 x 4	442PNSKRT	442PNSKRT-
5 x 5	552PNSKRT	552PNSKRT-
6 x 6	Sorry, not available	

Post Sleeves & Mounts

Hollow Vinyl Extrusions designed to slip over wood post.

4x4 I.D. = 3-5/8" x 3-5/8"

5x5 I.D. = 4-5/8" x 4-5/8"


6x6 I.D. = 5-5/8" x 5-5/8"

For Caps & Skirts
See Pages 30-31

Post Sleeves	4 x 4		5 x 5		6 x 6	
	White	Almond Pebblestone Adobe	White	Almond Pebblestone Adobe	White	Almond Pebblestone Clay
42"	4044DP	4044DP-	4055DP	4055DP-	NOT AVAILABLE	
48"	4844DP	4844DP-	4855DP	4855DP-		
8'	9644DP	9644DP-	9655DP	9655DP-	9666DP	
10'	12044DP	12044DP-	12055DP	12055DP-	12066DP	12066DP-
16'	NOT AVAILABLE				19266DP	NOT AVAILABLE

Galvanized Post Mounts

		SKU	List
1	4 x 4 x 39" Standard Post Base	44GPB	
	New! 4 x 4 x 39" With External Base Flange	44FGPB	
	5 x 5 x 39" Standard Post Base	55GPB	
	6 x 6 x 39" Standard Post Base	66GPB	
2	39" Multi-Mount for 4x4 post	44RPB	
	39" Multi-Mount for 5x5 post	55RPB	
	39" Multi-Mount for 6x6 post	66RPB	
2	45" Multi-Mount for 4x4 post	44RPBS	
	45" Multi-Mount for 5x5 post	55RPBS	
	45" Multi-Mount for 6x6 post	66RPBS	
3	Wood Framing Adapter for 4x4 posts only	44PBA	
	Wood Framing Adapter for 5x5 posts only	55PBA	
	Wood Framing Adapter for 6x6 posts only	66PBA	



Framing Adapter bolts into under floor blocking.



4x4 Standard Post base with external flange. (Use New England Skirts to hide flange)

New!



When using Galvanized Post Bases, be sure to order self-drilling screws (S102), for use with any brackets that will be connecting to the metal base.

Used for mounting RAILINGS and FENCES to concrete.
Mounts using (4) 3/8" x 3" wedge type anchor bolts (**not included**).
Special blocking required when used on wood decks.

Post Wraps

Maximum Grip Ranges

Style / Size	4 x 4	6 x 6	8 x 8
S, F, P	3 5/8"	5 5/8"	
X	3 3/4"	5 3/4"	
H	4 1/8"	6 1/8"	8 1/8"

Style H



8 PIECE Style H	10' - 0"		
	WHITE	ALMOND	ADOBE
4 x 4	4410SWRP-8	4410SWRP-8A	4410SWRP-8K
6 x 6	6610SWRP-8	6610SWRP-8A	6610SWRP-8K
8 x 8	8810SWRP-8	8810SWRP-8A	8810SWRP-8K
10 X 10	1010SWRP-8	1010SWRP-8A	1010SWRP-8K

Style X



4 PIECE Style X	10' - 0"	
	WHITE	ADOBE
4 x 4	4410SWRP-4	4410SWRP-4K
6 x 6	6610SWRP-4	6610SWRP-4K

Style S



SMOOTH Style S	8'-6"		10' - 0"	
	WHITE ONLY	WHITE	ALMOND ONLY	
4 x 4	448SWRP	4410SWRP	4410SWRP-A	
6 x 6	668SWRP	6610SWRP	6610SWRP-A	

Style F



FLUTED Style F	8'-6"		10' - 0"	
	WHITE ONLY	WHITE	ALMOND ONLY	
4 x 4	448FWRP	4410FWRP	4410FWRP-A	
6 x 6	668FWRP	6610FWRP	6610FWRP-A	

Style P



PEBBLESTONE Style P	10' - 0"	
	PEBBLESTONE ONLY	
4 x 4	4410SWRP-P	
6 x 6	6610SWRP-P	

POST WRAP SKIRTS


	WHITE	ALMOND
4 X 4	444PSKRT	444PSKRT-A
6 x 6	664PSKRT	664PSKRT-A

UNIVERSAL POST WRAP SKIRT

	WHITE	ALMOND PEBBLESTONE ADOBE
FITS 4x4 THRU 6.5 x 6.5	456USKRT	456USKRT-___
FITS 6.5 x 6.5 THRU 12 x 12	612USKRT	612USKRT-___

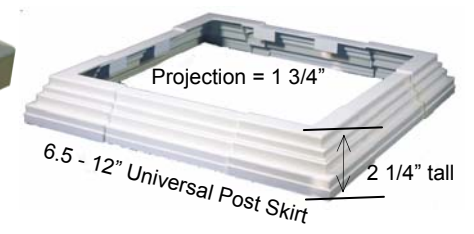

Adobe & Almond only

Fits style F & S wraps only!




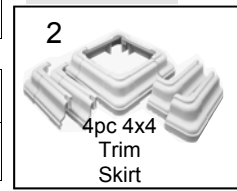
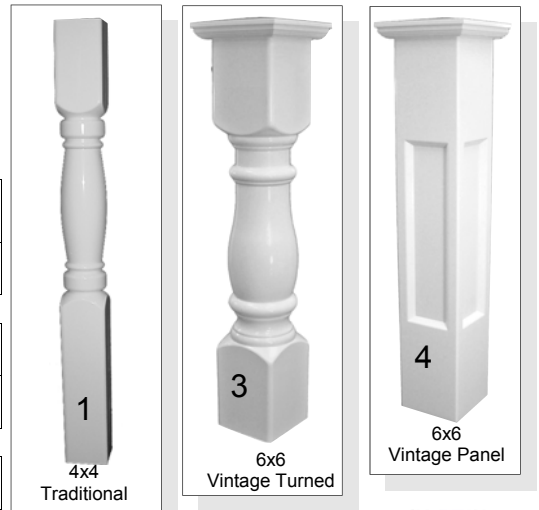
POST WRAP CAPS

	WHITE	ALMOND	ADOBE
4 X 4 WRAP CAP	44WCAP	44WCAP-A	Not Available
6 x 6 WRAP CAP	66WCAP	66WCAP-A	
6 1/2 x 6 1/2 FLAT CAP	66XCAP	66XCAP-A	66XCAP-K



Newel Posts

1	4 x 4 x 48" Traditional Turned Newel - White Only	NP1	
2	4 x 4 - 4 piece trim skirt for Traditional Turned Newel	444NPS	
3	6 x 6 x 38" Vintage Turned Newel - White Only	3866VNP	
	6 x 6 x 54" Vintage Turned Newel - White Only	5466VNP	
4	6 x 6 x 38" Vintage Panel Newel - White Only	3866RDP	
	6 x 6 x 54" Vintage Panel Newel - White Only	5466RDP	
5	4 x 4 x 48" - Fluted Post Sleeve - White Only	4844DPF	
5	4 x 4 x 96" - Fluted Post Sleeve - White Only	9644DPF	



Galvanized Metal Post Mounts

See Pg. 32	39" Multi-Mount for 4x4 post	44RPB	
	39" Multi-Mount for 6x6 post	66RPB	
See Pg. 32	45" Multi-Mount for 4x4 post	44RPBS	
	45" Multi-Mount for 6x6 post	66RPBS	

-Fluted 4x4 post comes in two lengths, 48" & 96".
-Use any 4x4 style post cap along with the New England skirt. (optional)



For pictures and info about post mounts see page 32.



New England Post Cover			1 - 9	10 - 19	20 +
5x5 (for 4x4 wood post)	White	10NPC			
	A lmond, P ebblestone & A dobe K	10NPC-__			
6x6 (for 5x5 wood post)	White ONLY	10NPC-66			

- Slips over your cedar or treated posts.
- "Telescopes" to any length up to 10'!
- Shipped complete with all shims and hardware!

Posts shown with optional New England Skirts. Skirts **NOT** included.



Porch Posts

Load Bearing

		SKU	1-9	10-19	20+
A	4" x 9' Traditional	SPP-44			
-	5" x 9' Traditional 400 Series	SPP-400			
B	5" x 9' Traditional	SPP			
B	5" x 9' Traditional CLAY	SPP-K			
-	5" x 9' Traditional ALMOND	SPP-A			


MAXIMUM WEIGHT RATINGS		
SIZE	100 SERIES	400 SERIES
4 x 4	10,500 lbs	
5 x 5	15,500 lbs	10,500 lbs
6 x 6	15,500 lbs	
8" & 10"	18,000 lbs	

C	5" x 10' Plain	SPP-P			
-	5" x 10' Plain CLAY	SPP-PK			
-	5" x 10' Plain Almond or Pebblestone	SPP-P- A or P			
D	5" x 9' Colonial	SPP-C			


E	6" x 9' Recessed Panel	SPP-RP			
F	6" x 9' Vintage	SPP-V			

G	8" x 9' Tapered Round	SPP8R-9			
H	8" x 10' Tapered Round	SPP8R-10			

I	10" x 9' Tapered Round	SPP10R-9			
J	10" x 10' Tapered Round	SPP10R-10			



All structural porch posts (except 400 series) features a continuous aluminum core along with a polymer spacer that provides superior load bearing capabilities.




The 400 series structural post feature a continuous aluminum core along with stainless steel spacers.



4 pc Trim Skirt		
For 4 x 4	444NPS	
For 5 x 5	554PSKRT	
For 5 x 5 Almond	554PSKRT-A	
For 5 x 5 Adobe	554PSKRT-K	



Round Trim Set		
For 8"	8RSKRT	
For 10"	10RSKRT	
<p>Note: The Round Trim Set is REQUIRED For installation of Tapered Round Columns</p>		



All the above include mounting hardware. Trim skirts are **NOT** included.


Trim Set Dimensions	8" Post	10" Post
Top	9-3/16	11-3/16
Bottom	11	13
Bottom Height	4-1/4	4-1/4

Post Accessories



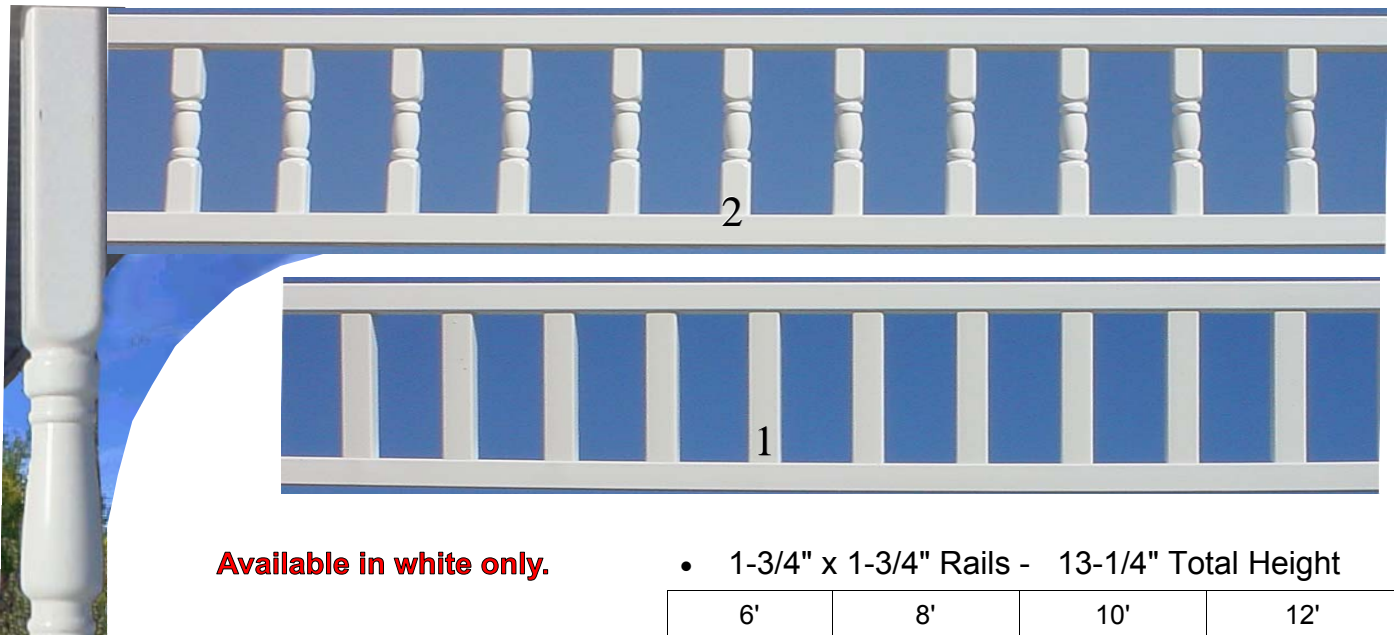
Post Scrolls

Available in white only.



		Part #	1 - 5	6 +
A	22" x 22" Rose Scroll	22RS		
B	18" x 9" Rose Scroll	18RS		
C	10" x 8" Rose Scroll	10RS		
D	12.5" x 10" Country Scroll	12CS		

Old Fashioned Galley Rail



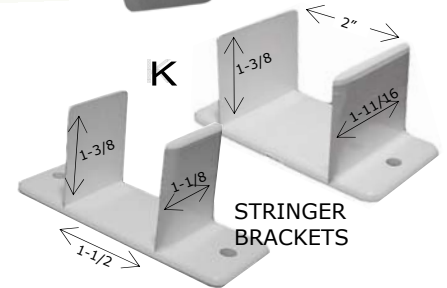
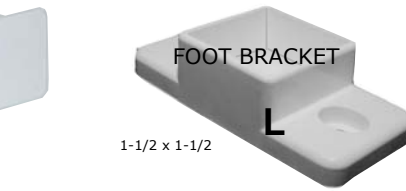



Available in white only.

• 1-3/4" x 1-3/4" Rails - 13-1/4" Total Height

		6'	8'	10'	12'
1	13-1/4" Americana Picket Galley Rail	6PRG	8PRG	10PRG	12PRG
2	13-1/4" Victoria Spindle Galley Rail	6SRG	8SRG	10SRG	12SRG

Specialty Brackets & Hardware



1-3/4 x 1-3/4 Bracket

		Part #	WHITE Price
A	2 x 3-1/2" Drop-In	23DRP	
B	1-1/2 x 5-1/2" Drop-In	15DRP	
C	2 x 6" Drop-In	26DRP	
D	1-3/4 X 1-3/4 Bracket	175RB	
E	2 x 3-1/2" Internal Gate Pocket	GP23	
F	1-1/2 x 5-1/2" Internal Gate Pocket	GP15	
F	2 x 6" Internal Gate Pocket	GP26	
G	2 x 3-1/2" Internal Rail Plug	RP23	
H	1-1/2 x 5-1/2" Internal Rail Plug	RP15	
H	2 x 6" Internal Rail Plug	RP26	
I	5/8" Hole Plug	H102	
I	1" Hole Plug	H101	
J	1-1/2 x 5-1/2" Flanged Drop-In Bracket	15FRB	
J	2 x 6" Flanged Drop-In Bracket	26FRB	
K	1-1/2" wide Stringer Bracket	15SB	
K	2" wide Stringer Bracket	2SB	
L	1-1/2" x 1-1/2" Foot Bracket	15FB	
M	Vinyl Adhesive Glue - 1.5 oz	CHG	
N	1-1/4" #10 SS Vinyl Hold Screws	S101	
O	1-1/4" #10 Stainless Self Drilling Screws	S102	
P	2-1/2" #8 SS Vinyl Hold Screws	S103	
Q	3/16" Pop Rivets - 1/8" to 7/16" grip	R101	
R	2 x 3.5 Rail Cap	23RC	

COLORS

Price	Availability
	Almond, Pebblestone
	Almond, Pebblestone
	Almond, Pebblestone
N/A	White Only
	Almond, Pebblestone
	Almond, Pebblestone
	Almond, Pebblestone
	Almond, Pebblestone
	Almond, Pebblestone
	Almond, Pebblestone
	Almond
	Almond Only
	Almond Only
	Almond Only
	Almond Only
	Almond Only
N/A	White Only
	Almond, Pebblestone Adobe Gray Brown
N/A	White Only
	Almond, Pebblestone
	Almond, Adobe
	Almond, Adobe

WHITE ALMOND PEBBLESTONE